



Tonight's Meeting

When we work together we can accomplish anything for God.

Materials

While the Boys Arrive

- United States flag

Opening Ceremony

- United States flag
- Matches

Business/Patrol Corners

- Paper
- Patrol attendance sheets

Program Feature

- Merit lesson plan from *Leaders Red Merit Reference* (Fire Craft Merit, Lesson 2 recommended)
- See lesson plan for additional materials

Advancement


- Bible merit work sheet from *Discovery Rangers Workbook*
- See merit lesson plan for materials needed

Recreation

- Soft ball
- Four-foot length rope for each boy

Devotion

- Kitchen matches




Leadership Training

Opening Ceremony: The idea for the Christian flag originated in 1897 at Brighton Chapel, Coney Island, New York. When a speaker failed to arrive on time, Charles Overton, superintendent, gave a talk about the United States flag. As he spoke, he conceived the idea of a flag for Sunday schools and churches that could be used in any country to remind people of their allegiance to God.

Since that time, Mr. Overton's flag has been used around the world. Its design is not copyrighted, and no commercial limitations are placed on its manufacture and sale. It stands for no creed or denomination and contains no symbol of warfare. The white ground represents peace and purity. The blue field is the color of the unclouded sky and the symbol of fidelity and truth. The cross of red is the emblem of Christian sacrifice.

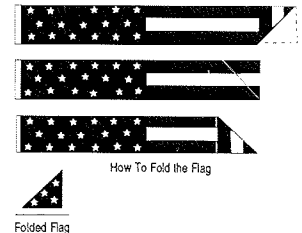
1.



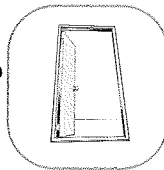
While the Boys Arrive

20 minutes prior to the meeting

Have a pair of commanders or patrol guides demonstrate how to fold and care for the flag. Have the boys pair up and fold the flag as shown.



2.



Opening Ceremony

5 minutes

The color guard should present the colors. Advance the United States flag beside the Commander.

Commander: *I hold in my hand several wooden matches. You can see that one match alone is easy to break. (Demonstrate by breaking it in two.) But when I put five or more together, they are almost impossible to break. (Make an unsuccessful effort to break the bundle.) When our outpost works together to uphold the Ranger Code, we too will be hard to break. Open in prayer.*



Story Background

While on a Ranger outing at an amusement park, three boys—David (a Discovery Ranger), Andy (an Adventure Ranger), and Eli (an Expedition Ranger)—find a friendly stray dog and name him “Rocky.” But when they follow him into a mysterious, unmarked ride (which is really a time machine) the boys and Rocky are thrown into an amazing adventure through Bible times. Rocky tells their story.

To the Commander

Have the boys read the story, or read the story to the boys. Provide paper and markers for the boys to draw the murals requested in question four.

3.



Business/Patrol Corners


10 minutes

TELL: Have the senior guide tell the patrol guides to (1) take attendance, (2) collect dues, and (3) show bolo ideas from last week.

INSTRUCT: Refer to the patrol chapter in the *Royal Rangers Leaders Manual* and have the boys consult the patrol chapter in the *Discovery Rangers Handbook*. Have the patrols choose the material for their bolos. The guides should then work with the senior guide and the commander to collect the necessary equipment for the bolos.

DO: Monitor the patrols’ progress, providing instruction through the senior guide.

4.



Bible Study

10 minutes

Bible Study: 1 Chronicles Merit, Lesson 2

Bible Lesson: Mighty Men of David

Bible Reference: 1 Chronicles 11:1–19

Story: “Look at those three guys fighting that army,” whispered Eli. “Where have we landed this time?” asked David.

“I’m not sure, but we better stay quiet, or we might end up in this battle,” Andy said.

Eli, Andy, David, and I, Rocky, had landed in a big field. Three men were fighting a big army, and the three men were winning. We were all going to sneak a little closer to try and see what was going on.

“Where are their guns?” asked David.

“Soldiers in Bible times did not have guns. They used bows and arrows to hunt and fight. They also used swords,” answered Andy.

Now that we were closer, we saw that the soldiers these three men were fighting were Philistines. But we weren’t sure why they were fighting. Eli sat down to look up the Bible passage from the Mo-D locator.

“Hey,” Andy asked, “what kind of wheat is this?”

“This isn’t wheat,” David said. Eli told them it was barley. “The Bible told you that? Why are these guys fighting in a barley field?” David asked.

“They are fighting for this land,” answered Eli. As we watched the battle, we were amazed at how these three men were defeating the Philistines. God was definitely helping them win this battle. Once the battle was over, we followed the men. They ended their journey at a cave where none other than David was waiting in safety.

Andy got very excited. “Hey, this is one of the battles the Israelites fought to win Jerusalem.”



4. Bible Study *continued*

“You’re right, Andy,” Eli answered. “These three men are the same ones who risked their lives so King David could have a drink of water.”

“Did the Israelites ever win Jerusalem?” David asked.

“Yes, they did,” Eli answered. “David had the biggest army, he was anointed as king, and he was famous in every land.”

Andy added, “God must have really liked David. God made all the nations afraid of him.”

For four hundred years the Israelites had been unable to conquer Jerusalem. God provided many men to help David finally win this land.


Bible Facts

When David offered up to God the water his men had risked their lives to get, it was not an insult. Rather, David was honoring his men, who acted in one accord to serve their king.

Ranger Facts

Blue Point-Courteous: A Royal Ranger is polite, kind, and thoughtful.

5.



Program Feature

20 minutes

Fire Craft Merit (Red), Lesson 2. Remove the pages for the suggested merit lesson from the *Leaders Red Merits Reference* and insert them here.

Materials are listed on the first page of the merit lesson plan.

Note: If you are not using the suggested merit, you can choose another merit with the same color border.



6.



Advancement

20 minutes

1 Chronicles Merit: Have the boys complete their work sheets.

1. What did the soldiers fight with? (*Swords, bows, and arrows*)

2. How do you think God showed He liked David? (*He fought armies for him. He protected him.*)

3. How did the people show David they liked him? (*They fought in his army. They appointed him king. They risked dying to get water for him.*)

4. Draw a mural of this battle. Include the barley field, the three mighty men, the bows and arrows, and the Philistine army.

B. Fire Craft Merit: Refer to the Advancement section of the merit lesson plan used as the Program Feature.



Facts about Boys

Keep your breath sweet with gum, mints, etc., before you minister to a boy. Don't allow your breath to turn him off from the gospel.

Teaching Tips

Teach the boys, not the lesson.

7.



Recreation

15 minutes

Earth, Air, Fire, Water: Have everyone form a circle with one boy in the center. The man in the center tosses a soft ball to any player he chooses and calls out one of the words: "Earth," "Air," "Fire," or "Water." Before the center boy counts to ten, the player to whom he has tossed the ball must give an appropriate response. For earth, name an animal that walks. For air, name an animal that flies. For water, name an animal that swims. For fire, he must remain absolutely silent. No animal may be used more than once. The player who makes an incorrect response trades places with the center boy and starts a new round.

Circle Knot Race: Give each boy a four-foot length of rope. Divide the group into two teams and forming two circles. Show the boys how to tie a knot used for joining ropes (square knot, sheet bend, etc.). At the word "go," each boy grabs the end of the rope of the player on his right, joins the ropes, then steps inside the rope. The first team with all its players inside the circle wins.

8.



Devotion

5-10 minutes

Christ is the head of the Church and we Christians are His Body. The Body of Christ is the term we use to describe born-again believers.

This "body," as in all the parts of the body, must work together and in close relationship. Otherwise, we cannot live a very happy life. Our physical bodies must work in a very sophisticated manner, a way that we call a "system," in order to enjoy perfect health and well being. The two feet work together so we can walk down the road. Can you imagine if they didn't, you would never get anywhere? How about when you play video games, can you imagine trying to jump to a new level but your finger won't push the right button when you want it to?

In the same way we, the Church, must work and think together to achieve our goals in life and as a group in the Royal Rangers program.

(Proceed to illustrate with the matches.)

You see this single match? If alone, by itself, it

can't do very much. *(Ask for a boy to come forward and try to bend the match.)*

You see, boys, the match broke—it was alone and could not withstand the impact of the attack.

(This time take two matches, repeat the same step.)

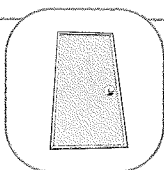
You see, boys, it wasn't too easy to bend this time, but it still bent and broke.

(Try a few more times and finally, when you put a lot of matches together it will be impossible to break.)

You see, boys, when all these matches got together, they became invincible, unbreakable, and took all of that force without any problem!

In the same manner, we Royal Rangers should stand together and be counted as a victor. Just like during the game, the whole team had to work together to win. If one person could not tie the knot, then the other people had to help him. That is working together as a team. You cannot achieve victory and be alone like that first match.

9.



Closing Ceremony

Less than 5 minutes

Let's stand together and remember that in unity there is always strength! Gather into your patrols and extend your hand to the middle and let's close in prayer.

10.



After the Meeting

Less than 5 minutes

REVIEW: Preview next week's meeting plan.

!ALERT! There is much preparation for the Program Feature. Make sure you read the lesson sometime in the next two days and begin gathering all the materials, especially the propane stove. Reserve the use of a large room or gym for the Recreation for next week.

REMINDER: Meet or call the other commanders to discuss next week's meeting.

Classroom Management

It is important to avoid allowing an extroverted boy to dominate the class or conversation.

Nature Facts

One bird in the Antarctic, the cape pigeon, has a particular and unusual means of warding off unwanted visitors. They spit oil at intruders to keep them from harassing their eggs or their young nestled in the cliff ledge.

Encouragement

Progress results from persistence with purpose.

FRANK TYGER